



# Adjectives

**Adjectives** tell more about nouns. Adjectives are describing words.

Examples: **scary** animals



**bright** glow



**wet** frog



**Directions:** Add at least two adjectives to each sentence below. Use your own words or words from the box.

pale	soft	sticky	burning	furry	glistening	peaceful
faint	shivering	slippery	gleaming	gentle	foggy	tangled

**Example:** The stripe was blue.  
The wide stripe was light blue.



1. The frog had eyes.

\_\_\_\_\_

2. The house was a sight.

\_\_\_\_\_

3. A boy heard a noise.

\_\_\_\_\_

4. The girl tripped over a toad.

\_\_\_\_\_

5. A tiger ran through the room.

\_\_\_\_\_

6. They saw a glow in the window.


\_\_\_\_\_

7. A pan was sitting on the stove.

\_\_\_\_\_

8. The boys were eating french fries.


\_\_\_\_\_



# Adjectives

Adjectives tell a noun's size, color, shape, texture, brightness, darkness, personality, sound, taste, and so on.

- Examples: **color** — red, yellow, green, black  
**size** — small, large, huge, tiny  
**shape** — round, square, rectangular, oval  
**texture** — rough, smooth, soft, scaly  
**brightness** — glistening, shimmering, dull, pale  
**personality** — gentle, grumpy, happy, sad



Directions: Follow the instructions below.

1. Get an apple, orange, or other piece of fruit. Look at it very carefully and write adjectives that describe its size, color, shape, and texture.  


---


---
2. Take a bite of your fruit. Write adjectives that describe its taste, texture, smell, and so on.  



---


---
3. Using all the adjectives from above, write a cinquain about your fruit. A *cinquain* is a five-line poem. See the form and sample poem below.

- Form:** Line 1 — noun  
 Line 2 — two adjectives  
 Line 3 — three sounds  
 Line 4 — four-word phrase  
 Line 5 — noun

**Example:**



Apple  
 red, smooth  
 cracking, smacking, slurping  
 drippy, sticky, sour juice  
 Apple

---


---


---


---


---